

Dock Impact Barrier™



Figure 1: Dock Impact Barrier

The Dock Impact Barrier™ is a manually operated safety gate that uses a heavy-duty gas spring for easy use. Made of steel and flexible fiberglass, it helps limit the number of fork lift, pallet jack and falling accidents when door is open. Also reduces damage to equipment, load, door panels and door track when door is closed.




Figure 2: Multiple Dock Impact Barrier installations

Design Highlights

- High-visibility yellow netting
- Protects overhead doors and tracks
- Stops a 10,000 lb gross load at 4 mph
- Simple manual operation; no electrical requirement
- Strengthened nylon netting for enhanced visibility and an extra layer of protection against accidents
- Optional interlock capability
- This product carries a (1) year limited warranty with APS Resource

Technical Specifications

Operation	Manual; heavy-duty gas spring allows for easy lift
Available Sizes	6', 7', 8', 9', 10' door capabilities
Security	Comes with foot latch
Industry Standards	42" top rail meets OSHA standard for withstanding 200 lbs of force from any direction
Construction Material	Flexible fiberglass top rail
	Steel vertical columns
	Fiberglass bottom rail with steel cable
	Nylon mesh netting

Project Information

Job Name _____
 Address _____
 General Contractor _____
 Distributor _____
 Model _____
 Quantity _____

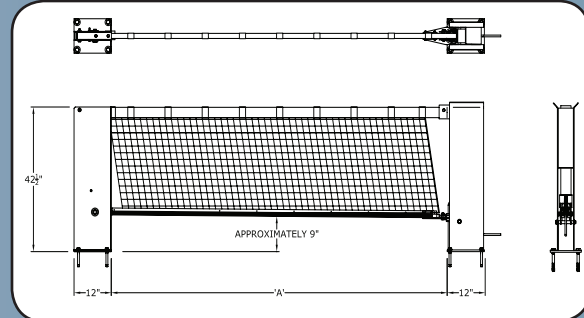
Certified for Construction

By _____
 Company _____
 Address _____
 Date _____

Dock Impact Barrier™

Construction Specifications

- 9/16" diameter heavy-duty steel industrial cable encased in flexible fiberglass rail withstands the impact of up to 10,000 lb gross load at 4 MPH
- Safety floor latch mechanism securely locks rail in place
- Heavy-duty steel side members provide added protection
- High-visibility yellow nylon webbing and rails attract attention to a potentially dangerous dock opening
- (8) 3/4" x 6" anchors included



"A" is equal to the length of the barrier (i.e.: 8', 9' or 10')

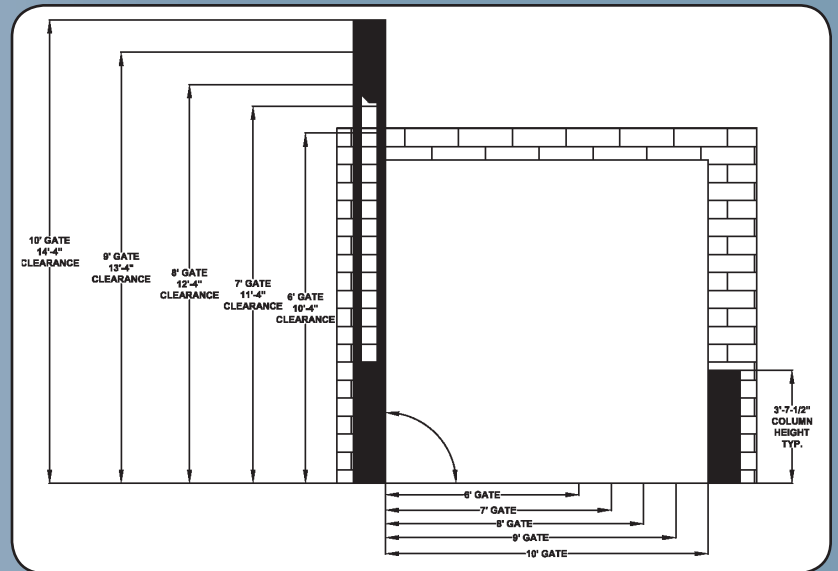


Figure 1: Gate clearance requirements

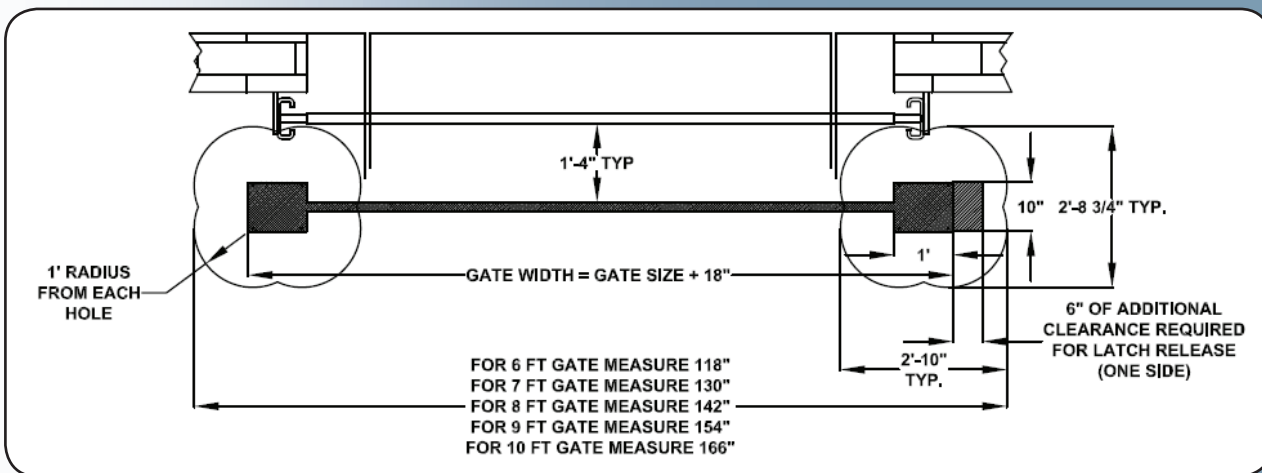


Figure 2: Overhead view